TRAXON

Date: _____ Quantity: _____

Company: _____

Project: _____

Allegro Linear 2.1 AC DW

The Allegro Linear 2.1 AC DW family is a slim-profile, AC-line powered high-brightness luminaire. The family is controllable via DMX512, and is available in four lengths, from 320mm to 1215mm with tunable white, and various optics. The simplicity of the luminaire's topology means it can be easily daisy-chained to form long runs. Remote Device Management (RDM) circuits are built into each luminaire that enables extensive control and monitoring of the entire lighting installation.

Product Specifications

IP66 Optional Accessories DynaMood®

	300	600	900	1200
Light Source	Osram Oslon, separate LEDs			
Color Range	Dynamic White (2700K-5700K)			
Beam Angle	10°, 40°, 60° × 10°, 60° × 30°			
Luminous Flux	773-905 lm	1552-1818 lm	2535-2761 lm	3193-3740 lm
Efficacy	61-80 lm/W typ.			
Lumen Maintenance	L70 @ 25° - 81,000h			
Cover Lens	Tempered glass cover			
Housing	Extruded Aluminum , Powder coating			
Adjustment Options	±90 tilt			
Mounting	Low Profile Mounting Brackets (bracket x 2 per length)			
Dimensions (L × W × H)	320 × 50 × 86mm 12.6" × 2.0" × 3.4"	615 × 50 × 86mm 24.2" × 2.0" × 3.4"	915 × 50 × 86mm 36" × 2.0" × 3.4"	1215 × 50 × 86mm 47.8" × 2.0" × 3.4"
Weight	1.8kg / 3.97lb	3.06kg/4.03lb	3.6kg/7.93lb	5.02kg/11.07lb
Regulatory Listing & Safety Approval	cETLus, CE, FCC, RoHS, ASTM B117-16, ErP, ANSI C136.31 3G, IK07			
Operating Temperature	–30°C to +50°C/–22°F to +122°F (–20°C/–4°F starting)			
Storage Temperature	–40°C to +70°C/–40°F to +158°F			
Minimum Starting Temperature	-20°C / -4° F			
Environment	Outdoor (IP66), suitable for coastal environments			
Humidity	85%, non-condensing			

Electrical Specifications

Input Voltage	220-240V AC			
Power Consumption	15W	28W	41W	55W
Power Factor	≥ 0.9			

System Specifications

Power	AC line
Control	DMX512; Remote Device Management (RDM); configurable for control in 300mm/1ft sections DynaMood®: BinOne · BoostOne · AddressOne
Power Supply	Integrated
Fixture Interconnection	Refer to System Diagram

LED CHARACTERISTICS Because LEDs are semiconductor devices, their performances are subject to inherent variability commonly found in semiconductor industry. To improve consistency in performance across the same product, LED manufacturers "sort" LEDs into bins according to different preset parameters, such as forward driving voltage, illumination, etc. Whereas binning is a sorting function, it is not a correction process. Inherent variability in the manufacturing process results always in different binning distributions according to different production lots. Traxon uses automatically binned LEDs on its products, thereby minimizing output variations within the model range.

As with all electronic devices, LED output degrades over time – a term called lumen depreciation. This also explains why it is nearly impossible to expect photometric performances of two LED products with different service life spans to be the same. The rate of LED degrade is a complicate function of many factors such as operating efficiency, duration of continuous operation, and more significantly, environmental conditions (ambient temperature for example). If allowed working under optimal operating temperature range and with good ventilation, LED devices enjoy long service lives over conventional light sources. When using/installing LED devices, care should be taken to ensure that the devices will operate within the operating conditions specified in respective product literature.

Lumen measurement compiles with LM-79-08 standard.
Lumen maintenance is calculated based on LM-80 compliant measurement.

©2023 TRAXON TECHNOLOGIES - AN OSRAM BUSINESS. ALL RIGHTS RESERVED. TRAXON™, TX CONNECT®, ARE TRADEMARKS OF TRAXON TECHNOLOGIES. U.S. PATENTS, E.U. PATENTS, JAPAN PATENTS, OTHER PATENTS PENDING. SPECIFICATIONS ARE SUBJECT TO CHANGE WITHOUT NOTICE.

Allegro Linear 2.1 AC DW

Photometrics

Source Specifications

Optics	10°

Candela Distribution

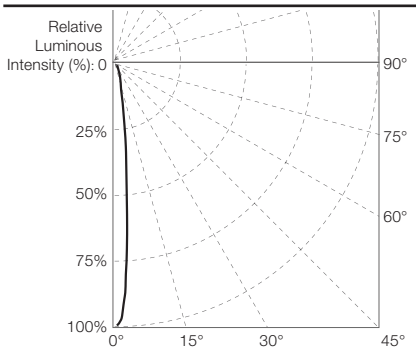

Light Output

Color	Luminous Flux (lm)	Candela Distribution at 100%	Efficacy (lm/W)
300			
DW (full-on)	860.12	15678.4	70.16
2700K	373.4	6806.43	57.01
5700K	483.25	8808.8	73.11
600			
DW (full-on)	1727.1	31481.2	72.47
2700K	755.58	13772.9	59.31
5700K	972.52	17727.3	75.62
900			
DW (full-on)	2623.3	47817.6	76.28
2700K	1130.2	20602.3	61.46
5700K	1503.6	27407.3	81.01
1200			
DW (full-on)	3553.6	64776.2	76.57
2700K	1545.8	28177.8	62.31
5700K	2009.8	36635.3	80.23

Illuminance at a Distance

	Center beam Lux/klm	Beam width (m) H
1m	16897	0.15m
2m	4224	0.29m
3m	1877	0.44m
4m	1056	0.59m
5m	676	0.73m

Horiz.Spread: 8.4°

For fc divide by 10.7

For feet multiply by 3.28

IES and LDT files are available for download from the Traxon website.

©2023 TRAXON TECHNOLOGIES - AN OSRAM BUSINESS. ALL RIGHTS RESERVED. TRAXON™, TX CONNECT®, ARE TRADEMARKS OF TRAXON TECHNOLOGIES. U.S. PATENTS, E.U. PATENTS, JAPAN PATENTS, OTHER PATENTS PENDING. SPECIFICATIONS ARE SUBJECT TO CHANGE WITHOUT NOTICE.

Allegro Linear 2.1 AC DW

Photometrics

Source Specifications

Optics	40°

Candela Distribution

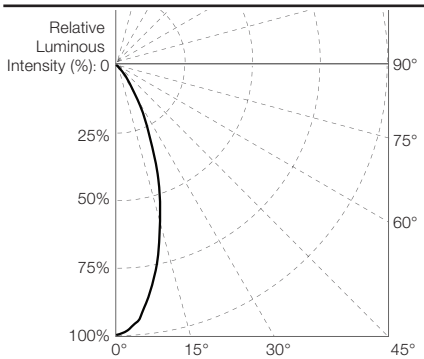

Light Output

Color	Luminous Flux (lm)	Candela Distribution at 100%	Efficacy (lm/W)
300			
DW (full-on)	905.31	1747.31	74.39
2700K	393.02	758.557	60.46
5700K	508.64	981.719	77.54
600			
DW (full-on)	1817.8	3508.48	74.68
2700K	795.28	1534.94	61.18
5700K	1023.6	1975.66	78.02
900			
DW (full-on)	2761.1	5329.13	80.08
2700K	1189.6	2296.07	64.58
5700K	1582.6	3054.47	85.13
1200			
DW (full-on)	3740.3	7219.09	79.99
2700K	1627.1	3140.34	65.16
5700K	2115.4	4082.91	83.91

Illuminance at a Distance

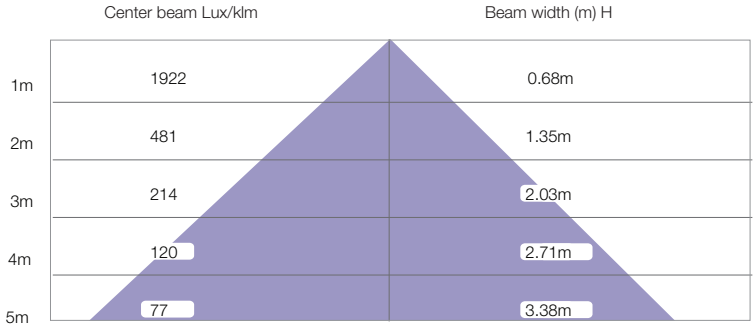

Horiz.Spread: 37.4°

For fc divide by 10.7

For feet multiply by 3.28

IES and LDT files are available for download from the Traxon website.

©2023 TRAXON TECHNOLOGIES - AN OSRAM BUSINESS. ALL RIGHTS RESERVED. TRAXON™, TX CONNECT®, ARE TRADEMARKS OF TRAXON TECHNOLOGIES. U.S. PATENTS, E.U. PATENTS, JAPAN PATENTS, OTHER PATENTS PENDING. SPECIFICATIONS ARE SUBJECT TO CHANGE WITHOUT NOTICE.

Allegro Linear 2.1 AC DW

Photometrics

Source Specifications

Optics	60° x 10°

Candela Distribution

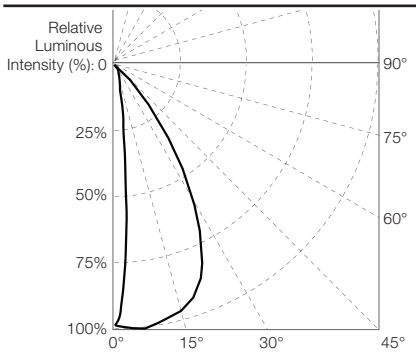

Light Output

Color	Luminous Flux (lm)	Candela Distribution at 100%	Efficacy (lm/W)
300			
DW (full-on)	831.17	2667.08	67.85
2700K	360.83	1076.56	58.11
5700K	466.99	1498.48	71.19
600			
DW (full-on)	1668.9	5355.31	68.09
2700K	730.15	2178.43	58.79
5700K	939.78	3015.6	71.58
900			
DW (full-on)	2535	8134.32	73.5
2700K	1092.2	3258.64	62.48
5700K	1453	4662.29	78.62
1200			
DW (full-on)	3434	11019.1	73.27
2700K	1493.8	4456.84	62.9
5700K	1942.2	6232.06	77.35

Illuminance at a Distance

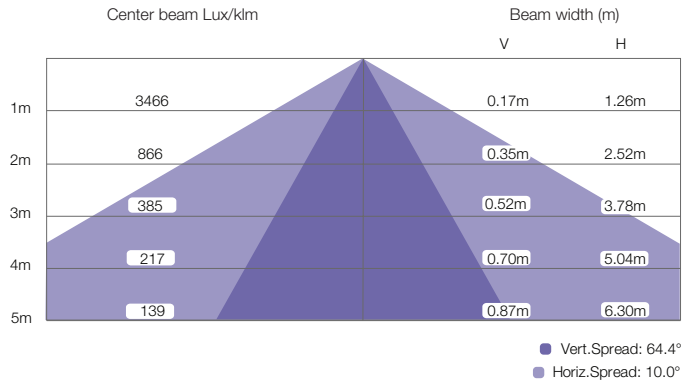

For fc divide by 10.7

For feet multiply by 3.28

IES and LDT files are available for download from the Traxon website.

©2023 TRAXON TECHNOLOGIES - AN OSRAM BUSINESS. ALL RIGHTS RESERVED. TRAXON™, TX CONNECT®, ARE TRADEMARKS OF TRAXON TECHNOLOGIES. U.S. PATENTS, E.U. PATENTS, JAPAN PATENTS, OTHER PATENTS PENDING. SPECIFICATIONS ARE SUBJECT TO CHANGE WITHOUT NOTICE.

Allegro Linear 2.1 AC DW

Photometrics

Source Specifications

Optics	60° x 30°

Candela Distribution

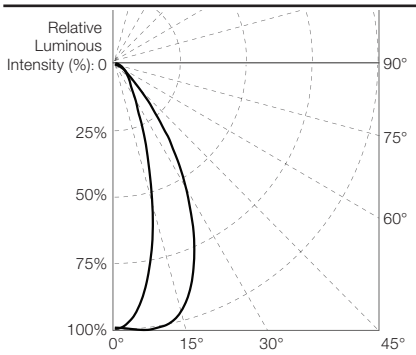

Light Output

Color	Luminous Flux (lm)	Candela Distribution at 100%	Efficacy (lm/W)
300			
DW (full-on)	772.82	1045.61	61.08
2700K	335.5	453.925	44.34
5700K	434.2	587.465	58.22
600			
DW (full-on)	1551.8	2099.51	68.11
2700K	678.89	918.515	53.54
5700K	873.81	1182.23	69.27
900			
DW (full-on)	2357	3189	71.83
2700K	1015.5	1373.98	57.81
5700K	1351	1827.81	75.13
1200			
DW (full-on)	3192.9	4319.97	73.51
2700K	1388.9	1879.2	60.19
5700K	1805.8	2443.23	77.76

Illuminance at a Distance

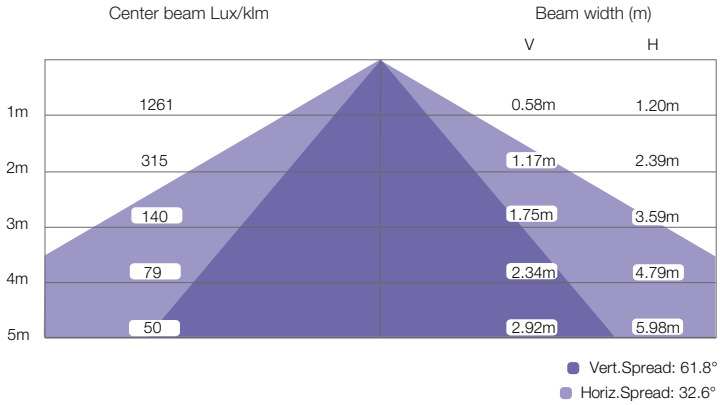

For fc divide by 10.7

For feet multiply by 3.28

IES and LDT files are available for download from the Traxon website.

©2023 TRAXON TECHNOLOGIES - AN OSRAM BUSINESS. ALL RIGHTS RESERVED. TRAXON™, TX CONNECT®, ARE TRADEMARKS OF TRAXON TECHNOLOGIES. U.S. PATENTS, E.U. PATENTS, JAPAN PATENTS, OTHER PATENTS PENDING. SPECIFICATIONS ARE SUBJECT TO CHANGE WITHOUT NOTICE.

Allegro Linear 2.1 AC DW

Dimensions

See Detail A

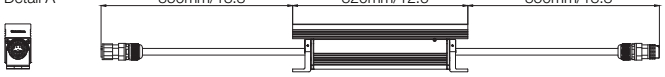



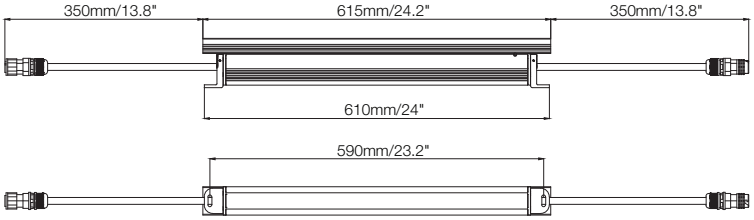

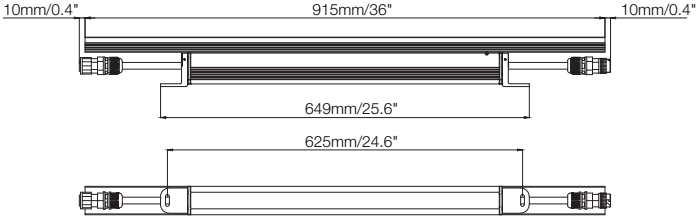

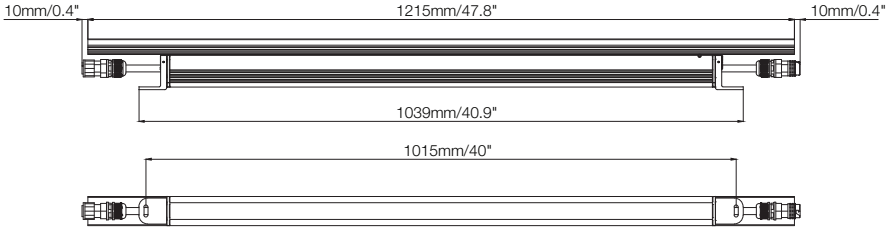

Detail A

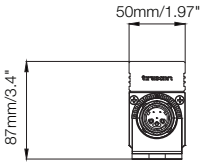

©2023 TRAXON TECHNOLOGIES - AN OSRAM BUSINESS. ALL RIGHTS RESERVED. TRAXON™, TX CONNECT®, ARE TRADEMARKS OF TRAXON TECHNOLOGIES. U.S. PATENTS, E.U. PATENTS, JAPAN PATENTS, OTHER PATENTS PENDING. SPECIFICATIONS ARE SUBJECT TO CHANGE WITHOUT NOTICE.

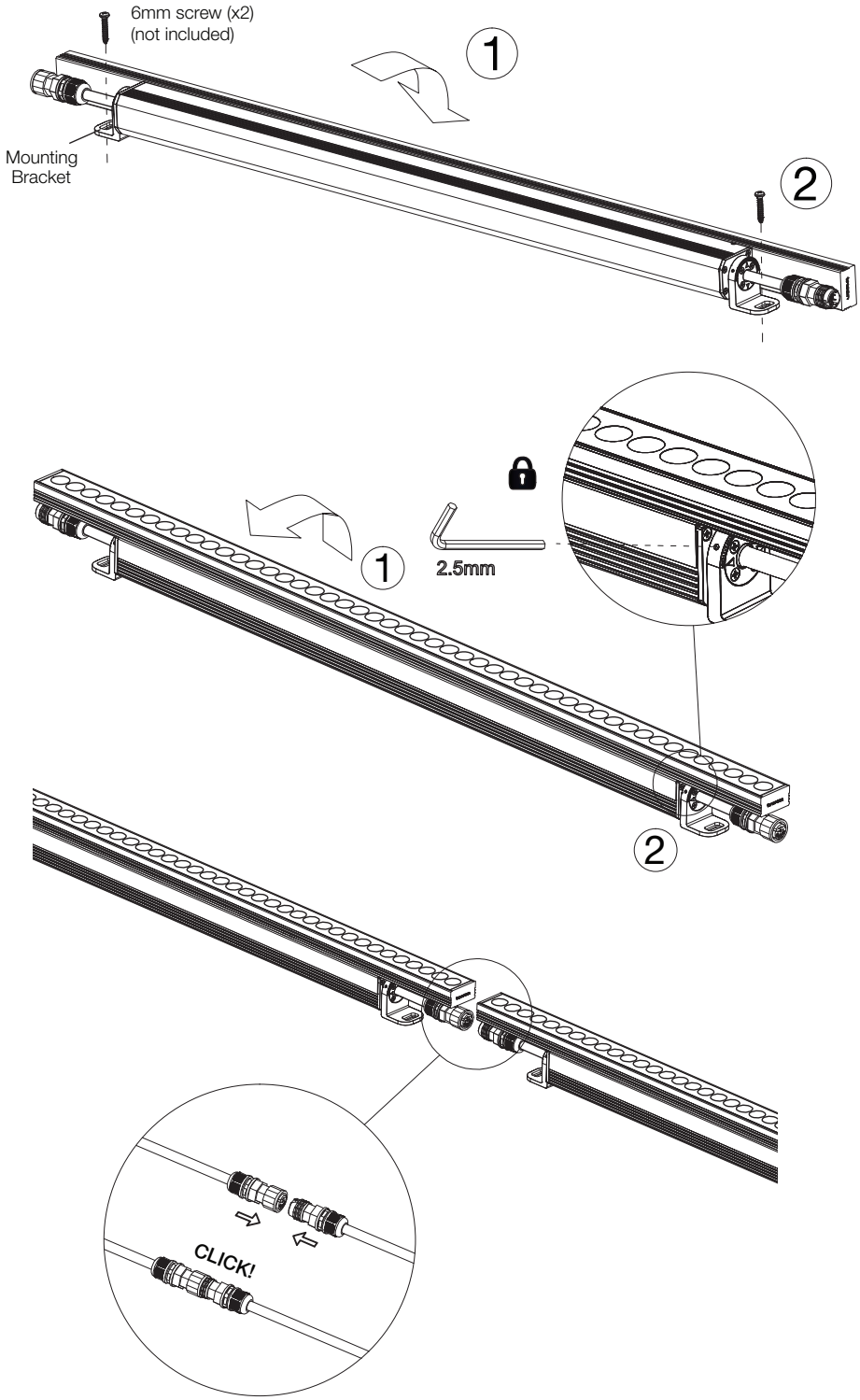

©2023 TRAXON TECHNOLOGIES - AN OSRAM BUSINESS. ALL RIGHTS RESERVED. TRAXON™, TX CONNECT®, ARE TRADEMARKS OF TRAXON TECHNOLOGIES. U.S. PATENTS, E.U. PATENTS, JAPAN PATENTS, OTHER PATENTS PENDING. SPECIFICATIONS ARE SUBJECT TO CHANGE WITHOUT NOTICE.

Fixtures with Chogori Connector (CC) - use with TX Injector (CC) only

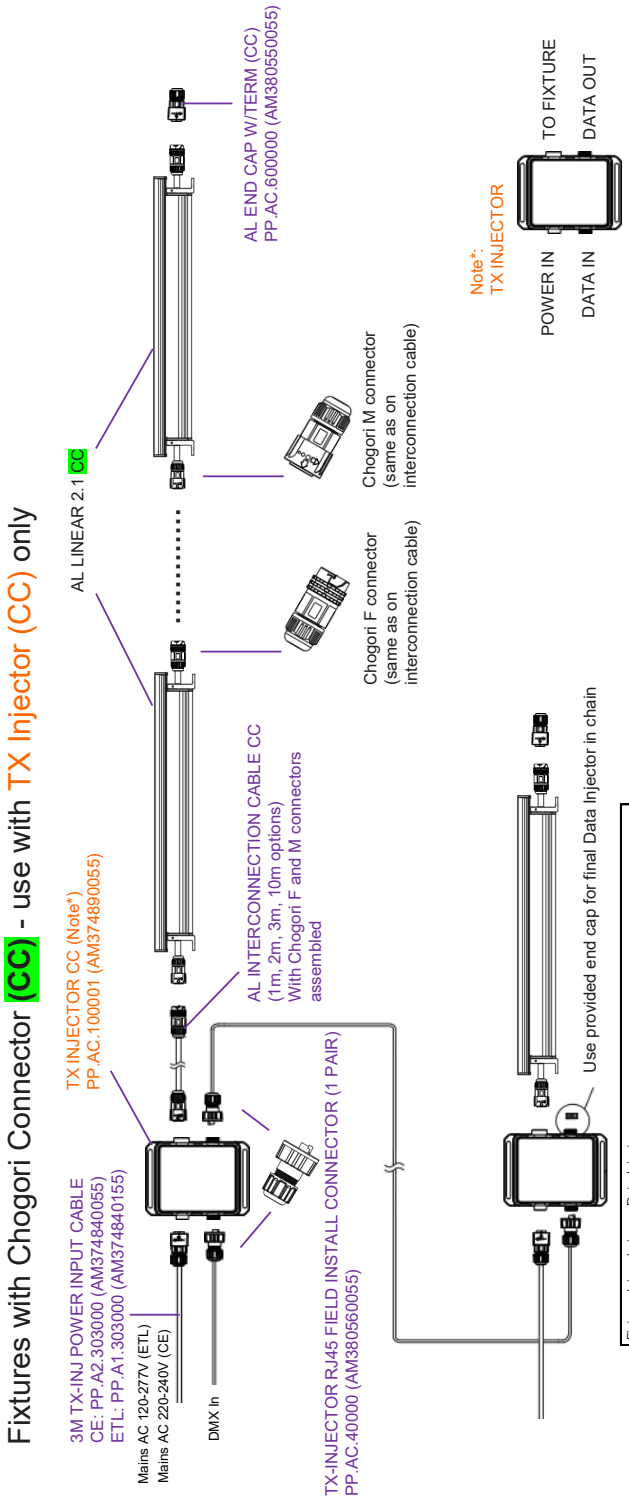

Fixture daisy chain per Data Injector:		
Fixture	Voltage	Max. number of fixtures
300	220-240V CE	108
600	220-240V CE	64
900	220-240V CE	42
1200	220-240V CE	32

Max. number of fixtures is based on minimal interconnection lengths between Data Injector-to-Fixture and Fixture-to-Fixture.
Actual number of fixtures is dependent on cable interconnection lengths. Number of fixtures will reduce if longer cable lengths are used. Please consult regional sales office to confirm maximums.

©2023 TRAXON TECHNOLOGIES - AN OSRAM BUSINESS. ALL RIGHTS RESERVED. TRAXON™, TX CONNECT®, ARE TRADEMARKS OF TRAXON TECHNOLOGIES. U.S. PATENTS, E.U. PATENTS, JAPAN PATENTS, OTHER PATENTS PENDING. SPECIFICATIONS ARE SUBJECT TO CHANGE WITHOUT NOTICE.

Fixtures with Wieland Connector (WC) – use with Quattro Data Injector:

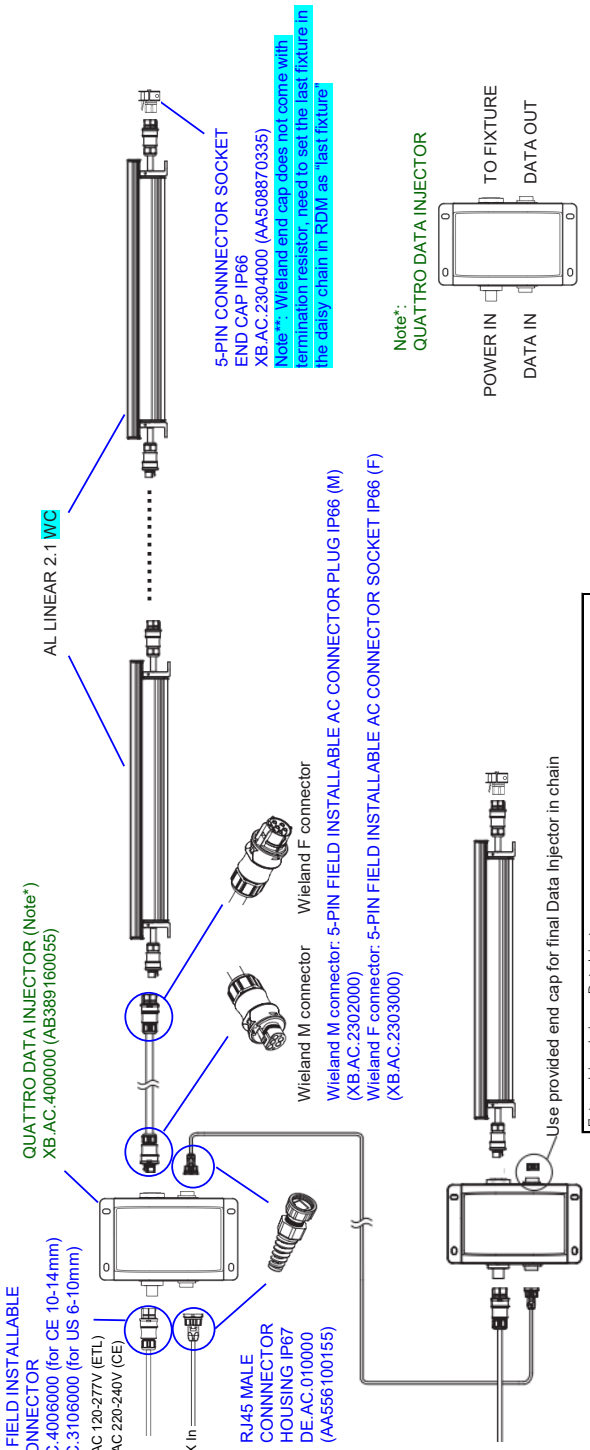

Fixture daisy chain per Data Injector:		
Fixture	Voltage	Max. number of fixtures
300	220-240V CE	108
600	220-240V CE	64
900	220-240V CE	42
1200	220-240V CE	32

Max. number of fixtures is based on minimal interconnection lengths between Data Injector-to-Fixture and Fixture-to-Fixture.
Actual number of fixtures is dependent on cable interconnection lengths. Number of fixtures will reduce if longer cable lengths are used. Please consult regional sales office to confirm maximums.

©2023 TRAXON TECHNOLOGIES - AN OSRAM BUSINESS. ALL RIGHTS RESERVED. TRAXON™, TX CONNECT®, ARE TRADEMARKS OF TRAXON TECHNOLOGIES. U.S. PATENTS, E.U. PATENTS, JAPAN PATENTS, OTHER PATENTS PENDING. SPECIFICATIONS ARE SUBJECT TO CHANGE WITHOUT NOTICE.

Allegro Linear 2.1 AC DW

Ordering

Luminaire Models(CC)

Model No.	Description	Item Code
XB.AL.115816000	ALLEGRO LINEAR 2.1 300mm DW 10deg CE 220-240V AC (CC)	AM469970055
XB.AL.115876000	ALLEGRO LINEAR 2.1 300mm DW 60X10deg CE 220-240V AC (CC)	AM469980055
XB.AL.115886000	ALLEGRO LINEAR 2.1 300mm DW 60X30deg CE 220-240V AC (CC)	AM469990055
XB.AL.115846000	ALLEGRO LINEAR 2.1 300mm DW 40deg CE 220-240V AC (CC)	AM470000055
XB.AL.115896000	ALLEGRO LINEAR 2.1 300mm DW 105deg CE 220-240V AC (CC)	AM470010055
XB.AL.215816000	ALLEGRO LINEAR 2.1 600mm DW 10deg CE 220-240V AC (CC)	AM470020055
XB.AL.215876000	ALLEGRO LINEAR 2.1 600mm DW 60X10deg CE 220-240V AC (CC)	AM470030055
XB.AL.215886000	ALLEGRO LINEAR 2.1 600mm DW 60x30deg CE 220-240V AC (CC)	AM470040055
XB.AL.215846000	ALLEGRO LINEAR 2.1 600mm DW 40deg CE 220-240V AC (CC)	AM470050055
XB.AL.215896000	ALLEGRO LINEAR 2.1 600mm DW 105deg CE 220-240V AC (CC)	AM470060055
XB.AL.315816000	ALLEGRO LINEAR 2.1 900mm DW 10deg CE 220-240V AC (CC)	AM470070055
XB.AL.315876000	ALLEGRO LINEAR 2.1 900mm DW 60X10deg CE 220-240V AC (CC)	AM470080055
XB.AL.315886000	ALLEGRO LINEAR 2.1 900mm DW 60x30deg CE 220-240V AC (CC)	AM470090055
XB.AL.315846000	ALLEGRO LINEAR 2.1 900mm DW 40deg CE 220-240V AC (CC)	AM470100055
XB.AL.315896000	ALLEGRO LINEAR 2.1 900mm DW 105deg CE 220-240V AC (CC)	AM470110055
XB.AL.415816000	ALLEGRO LINEAR 2.1 1200mm DW 10deg CE 220-240V AC (CC)	AM470120055
XB.AL.415876000	ALLEGRO LINEAR 2.1 1200mm DW 60X10deg CE 220-240V AC (CC)	AM470130055
XB.AL.415886000	ALLEGRO LINEAR 2.1 1200mm DW 60x30deg CE 220-240V AC (CC)	AM470140055
XB.AL.415846000	ALLEGRO LINEAR 2.1 1200mm DW 40deg CE 220-240V AC (CC)	AM470150055
XB.AL.415896000	ALLEGRO LINEAR 2.1 1200mm DW 105deg CE 220-240V AC (CC)	AM470160055

Luminaire Models(WC)

Model No.	Description	Item Code
XB.AL.115816001	ALLEGRO LINEAR 2.1 300mm DW 10deg CE 220-240V AC (WC)	AM471370055
XB.AL.115876001	ALLEGRO LINEAR 2.1 300mm DW 60X10deg CE 220-240V AC (WC)	AM471380055
XB.AL.115886001	ALLEGRO LINEAR 2.1 300mm DW 60X30deg CE 220-240V AC (WC)	AM471390055
XB.AL.115846001	ALLEGRO LINEAR 2.1 300mm DW 40deg CE 220-240V AC (WC)	AM471400055
XB.AL.115896001	ALLEGRO LINEAR 2.1 300mm DW 105deg CE 220-240V AC (WC)	AM471410055
XB.AL.215816001	ALLEGRO LINEAR 2.1 600mm DW 10deg CE 220-240V AC (WC)	AM471420055
XB.AL.215876001	ALLEGRO LINEAR 2.1 600mm DW 60X10deg CE 220-240V AC (WC)	AM471430055
XB.AL.215886001	ALLEGRO LINEAR 2.1 600mm DW 60x30deg CE 220-240V AC (WC)	AM471440055
XB.AL.215846001	ALLEGRO LINEAR 2.1 600mm DW 40deg CE 220-240V AC (WC)	AM471450055
XB.AL.215896001	ALLEGRO LINEAR 2.1 600mm DW 105deg CE 220-240V AC (WC)	AM471460055
XB.AL.315816001	ALLEGRO LINEAR 2.1 900mm DW 10deg CE 220-240V AC (WC)	AM471470055
XB.AL.315876001	ALLEGRO LINEAR 2.1 900mm DW 60X10deg CE 220-240V AC (WC)	AM471480055
XB.AL.315886001	ALLEGRO LINEAR 2.1 900mm DW 60x30deg CE 220-240V AC (WC)	AM471490055
XB.AL.315846001	ALLEGRO LINEAR 2.1 900mm DW 40deg CE 220-240V AC (WC)	AM471500055
XB.AL.315896001	ALLEGRO LINEAR 2.1 900mm DW 105deg CE 220-240V AC (WC)	AM471510055
XB.AL.415816001	ALLEGRO LINEAR 2.1 1200mm DW 10deg CE 220-240V AC (WC)	AM471520055
XB.AL.415876001	ALLEGRO LINEAR 2.1 1200mm DW 60X10deg CE 220-240V AC (WC)	AM471530055
XB.AL.415886001	ALLEGRO LINEAR 2.1 1200mm DW 60x30deg CE 220-240V AC (WC)	AM471540055
XB.AL.415846001	ALLEGRO LINEAR 2.1 1200mm DW 40deg CE 220-240V AC (WC)	AM471550055
XB.AL.415896001	ALLEGRO LINEAR 2.1 1200mm DW 105deg CE 220-240V AC (WC)	AM471560055

©2023 TRAXON TECHNOLOGIES - AN OSRAM BUSINESS. ALL RIGHTS RESERVED. TRAXON™, TX CONNECT®, ARE TRADEMARKS OF TRAXON TECHNOLOGIES. U.S. PATENTS, E.U. PATENTS, JAPAN PATENTS, OTHER PATENTS PENDING. SPECIFICATIONS ARE SUBJECT TO CHANGE WITHOUT NOTICE.

Accessories

Model No.	Description	Item Code
PP.AC.100001	TX INJECTOR (CC) GRAY	AM374890055
PP.AC.100002	TX INJECTOR (CC) BLACK	AM374900055
PP.AC.100003	TX INJECTOR (CC) WHITE	AM374910055
PP.AC.400000	TX INJECTOR RJ45 FIELD INSTALL CONNECTORS (PAIR)	AM380560055
PP.A2.303000	3M TX-INJECTOR (CC) POWER INPUT CABLE CE	AM374840055
XE.IG.0000020	CC-TO-WC CONVERSION CABLE CE	AM473680055
XE.IG.0100000	1M AL INTERCONNECTION CABLE CC CE (2.5mm^2)	AM473670055
XE.IG.0200000	2M AL INTERCONNECTION CABLE CC CE (2.5mm^2)	AM473660055
XE.IG.0300000	3M AL INTERCONNECTION CABLE CC CE (2.5mm^2)	AM473650055
XE.IG.1000000	10M AL INTERCONNECTION CABLE CC CE (2.5mm^2)	AM473640055
PP.AC.600000	AL END CAP W/ TERMINATOR (CC)	AM380550055
XB.AC.4000000	QUATTRO AC XB DATA INJECTOR	AB389160055
XB.AC.4006000	3-PIN FIELD INSTALLABLE AC CONNECTOR SOCKET IP66	AB389040035
XB.AC.2302000	5-PIN FIELD INSTALLABLE AC CONNECTOR PLUG	AA438580235
XB.AC.2303000	5-PIN FIELD INSTALLABLE AC CONNECTOR SOCKET IP66	AA438570235
XB.AC.2304000	5-PIN CONNECTOR SOCKET END CAP IP66	AA508870335

©2023 TRAXON TECHNOLOGIES - AN OSRAM BUSINESS. ALL RIGHTS RESERVED. TRAXON™, TX CONNECT®, ARE TRADEMARKS OF TRAXON TECHNOLOGIES. U.S. PATENTS, E.U. PATENTS, JAPAN PATENTS, OTHER PATENTS PENDING. SPECIFICATIONS ARE SUBJECT TO CHANGE WITHOUT NOTICE.